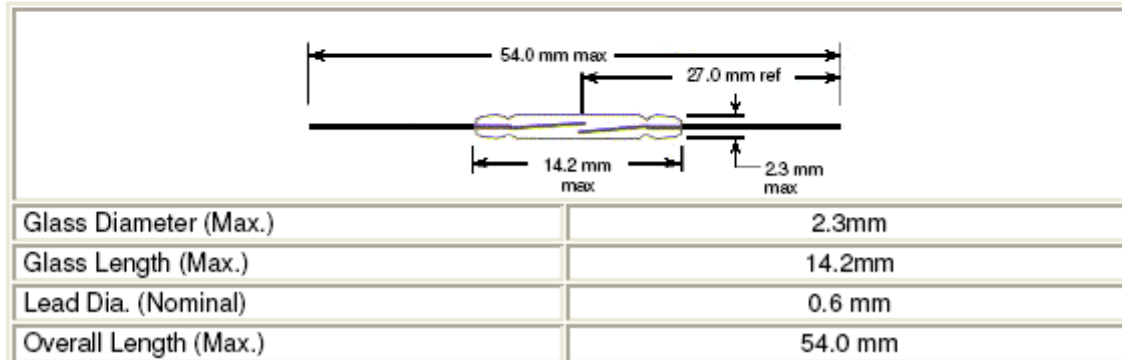


## GR560

- General-purpose miniature reed switch with rhodium contacts.
- Gives superior life switching relatively heavy loads in a miniature glass package.
- Has the ability to maintain a low contact resistance over life switching light duty logic level loads.
- Normal applications include liquid level sensors, security systems, reed relays, proximity sensors and counting devices.

### Physical Characteristics:



### Electrical Characteristics:

Contact Arrangement	Form A (SPST), Centre Gap
Contact Material	Rhodium
Power Rating <sup>1</sup>	10VA maximum
Switching Current (Max.)	1.0 Amp. DC, 1.0 Amp. AC
Carry Current (Max.)	1.5 Amp. DC, 1.5 Amp. AC
Switching Voltage (Max.)	100 VDC, 125 VAC
Breakdown Voltage (Min. @20AT) <sup>2</sup>	200 Volts DC
Contact Resistance <sup>3</sup>	100 Milliohms
Insulation Resistance (Min.)	10 <sup>12</sup> ohms
Contact Capacitance (pf Max.)	0.2 pf

1. The specification for VA rating may sometimes be exceeded for less sensitive (higher AT) switches, and should be decreased for very sensitive (lower AT) switches. Standex Electronics will run life tests specific to a customer's load upon request.
2. Breakdown voltage is measured in the presence of an ionising source. Switch leakage current is limited to 100 microamperes.
3. Contact resistance measurements are made at 10ma from a 1-volt source, with 50% overdrive, using a 4-wire (Kelvin) measuring system. Contact probes are located on 43 mm centres.

### Minimum Switching Life with Standard Test Loads, using 20AT switch:

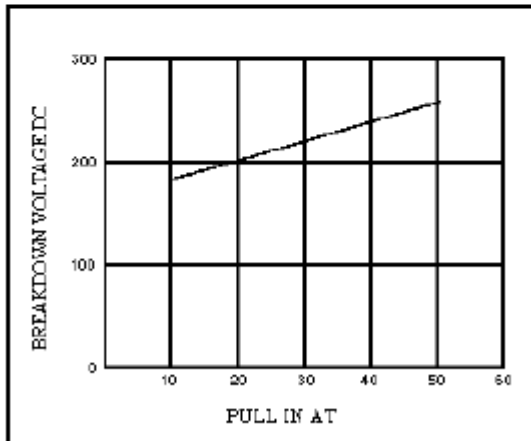
Voltage	5 VDC	10 VDC	12 VDC	24 VDC	100 VDC	125 VAC
Current	2 mA	1 A	10 mA	10 mA	100 mA	80 mA
Life	100 x 10 <sup>b</sup>	1 x 10 <sup>b</sup>	100 x 10 <sup>b</sup>	5 x 10 <sup>b</sup>	1 x 10 <sup>b</sup>	1 x 10 <sup>b</sup>

Note: End of life is defined as contact resistance exceeding one ohm and/or failure to operate.

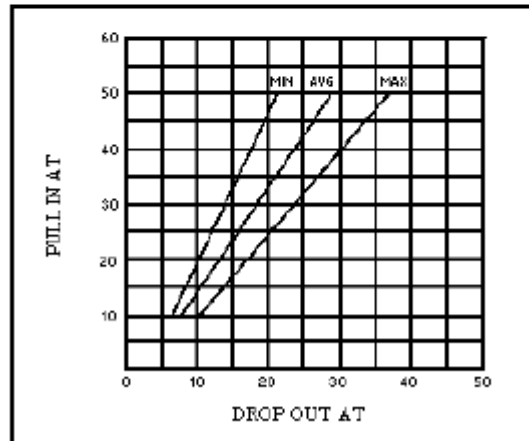
### Operating Characteristics:

Magnetic Sensitivity (Range - Pull In)	10 to 50 Ampere Turns
Magnetic Sensitivity (Range - Drop Out)	(See chart below)
Operate Time, including bounce (typ.)	0.6 Milliseconds
Release Time (typ.)	0.1 Milliseconds
Resonant Frequency (typ.)	3.0 kHz
Vibration, 10-2,000 Hz (G's Max.)	50 G
Shock, 11-ms. ½ Sine wave (G's Max.)	100 G
Operating Temperature	-40°C to + 125°C
Storage Temperature	-50°C to + 155°C

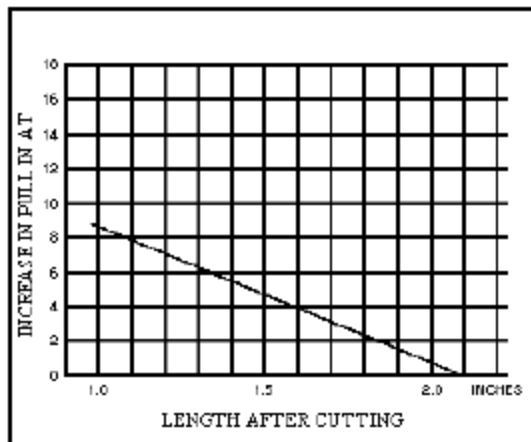
### Charts:



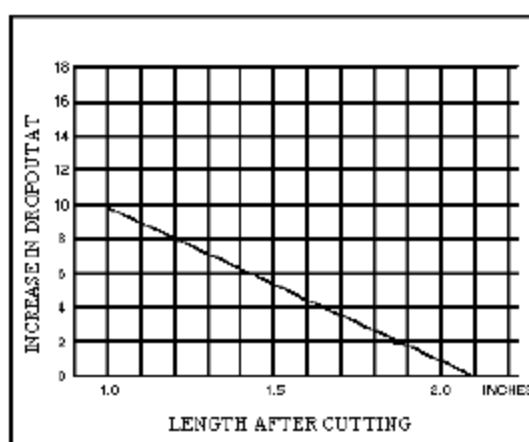
Breakdown Voltage Plotted Against Pull-In Ampere Turns



Pull-In Ampere Turns Plotted Against Drop-Out Ampere Turns



Change In Pull-In Ampere Turns After Switch Lead Cutting



Change In Drop-Out Ampere Turns After Switch Lead Cutting